



Highlights

- 2 to 24 poles
- Horizontal pin strip
- Spacing 5.08 mm
- Closed ends

Wire Sizes

Solid min	-
Solid max	-
Stranded (flexible) min	-
Stranded (flexible) max	-
Stranded with ferrule min	-
Stranded with ferrule max	-

Dimensions

PCB hole diameter	1.4 mm
-------------------	--------

Materials

Contact pin	Copper Alloy
-------------	--------------

Insulating Material

Material	PA 6.6
Flammability class	UL 94 V-0

Temperatures

Operating temperature	-40 °C (without mech. load) - 105 °C
Store temperature	-40 °C - 105 °C

Wave Soldering Process

Soldering temperature, recommended	260 °C
Peak soldering time, recommended	3-4 s

Reflow Process

Soldering temperature, recommended	-
Peak soldering time, recommended	-

**Technical Data // STLZ950/..G-5.08-H-GREEN**

Spacing 5.08 mm

Colours

GREEN, RAL 6018

BLACK, RAL 9011



BASALT GREY, RAL 7012

PEBBLE GREY, RAL 7032

LIGHT GREY, RAL 7035

LIGHT GREEN, similar RAL 6018

Colours according to RAL, there may be variations on colour due to production conditions.
Special colours on request.**Ratings**

UseGroup	c  US			
	B	C	D	
Rated voltage	300 V	150 V	300 V	250 V
Rated current	15 A	15 A	10 A	12 A
Overtoltage category				III
Test voltage	1.60 kV	1.30 kV	1.60 kV	4.0 kV
Pollution degree				3




Counterparts (Spacing 5.08 mm)

Pin Strip/Terminal Block

STLZ950-INV AKZ950 AKZ955 AKZ1100 AKZ1110 AKZ1200 AKZ4951

In combination of connectors with different admission data, the lower value is valid.

Accessoires

Figure	Designation	Article Number
	Coding Star CS3-5.0/5.08-RED 2-6 poles	Art.-Nr. 50000000025
	Coding Star CS2-5.0/5.08-RED 7-24 poles	Art.-Nr. 50000000024
	Separating Element SE-STL950-GREEN	Art.-Nr. 50950000002



Spacing 5.08 mm

Order Data (Spacing 5.08 mm)

Number of Poles	Width (mm)	Article Designation	Article Number	PU
2	11.36	STLZ950/2G-5.08-H-GREEN	50950025021 F	200
3	16.44	STLZ950/3G-5.08-H-GREEN	50950035021 F	200
4	21.52	STLZ950/4G-5.08-H-GREEN	50950045021 F	200
5	26.60	STLZ950/5G-5.08-H-GREEN	50950055021 E	100
6	31.68	STLZ950/6G-5.08-H-GREEN	50950065021 E	100
7	36.76	STLZ950/7G-5.08-H-GREEN	50950075021 E	100
8	41.84	STLZ950/8G-5.08-H-GREEN	50950085021 D	50
9	46.92	STLZ950/9G-5.08-H-GREEN	50950095021 D	50
10	52.00	STLZ950/10G-5.08-H-GREEN	50950105021 D	50
11	57.08	STLZ950/11G-5.08-H-GREEN	50950115021 D	50
12	62.16	STLZ950/12G-5.08-H-GREEN	50950125021 D	50
13	67.24	STLZ950/13G-5.08-H-GREEN	50950135021 D	50
14	72.32	STLZ950/14G-5.08-H-GREEN	50950145021 D	50
15	77.40	STLZ950/15G-5.08-H-GREEN	50950155021 D	50
16	82.48	STLZ950/16G-5.08-H-GREEN	50950165021 D	50
17	87.56	STLZ950/17G-5.08-H-GREEN	50950175021 D	50
18	92.64	STLZ950/18G-5.08-H-GREEN	50950185021 D	50
19	97.72	STLZ950/19G-5.08-H-GREEN	50950195021 D	50
20	102.80	STLZ950/20G-5.08-H-GREEN	50950205021 D	50
21	107.88	STLZ950/21G-5.08-H-GREEN	50950215021 D	50
22	112.96	STLZ950/22G-5.08-H-GREEN	50950225021 D	50
23	118.04	STLZ950/23G-5.08-H-GREEN	50950235021 D	50
24	123.12	STLZ950/24G-5.08-H-GREEN	50950245021 D	50



Spacing 5.08 mm

Technical drawing

